



# INTEGRITY

POOL PRODUCTS

## 2017 ABOVE GROUND VINYL LINER SELECTION

Featuring



Technology


### OVERLAP



Blue Slate Streamstone



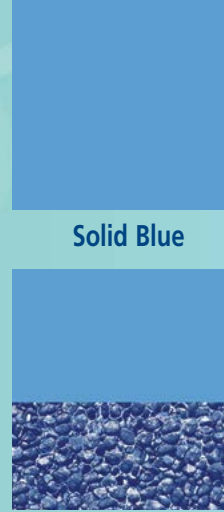
Niagara Prism



Boulder Bay Streamstone



Ocean Wave Streamstone



Blue Streamstone




Full Tan Mosaic

### OVERLAP and BEADED

### BEADED



Blue Slate Streamstone



ONLY AVAILABLE IN HEAVY GAUGE

Blue Denali Blue Mosaic



ALSO AVAILABLE IN HEAVY GAUGE

Tan Mountain Top Tan Mosaic




ALSO AVAILABLE IN HEAVY GAUGE

Brighton Prism



NEW

Solona Blue Marble



NEW

Royal Heritage Prism

All vinyl liner graphics are for illustration purposes only. It is recommended by the manufacturer to view an actual vinyl sample before ordering your liner. Color may vary from printed brochure. The manufacturer reserves the right to change liner selections without notice.



[www.LathamPool.com](http://www.LathamPool.com)

787 Watervliet Shaker Road, Latham, New York 12110 | 800-833-3800

© Latham Pool Products, Inc. 2016 All rights reserved.

LB74117 7/16 cf



All Integrity beaded liners are available in the following beads:



**EZ-Bead**



**J-Bead**



**E W Bead**



**Standard Bead**

## EZ BEAD

**ONE BEAD = TWO APPLICATIONS**

**EZ Bead is easy to use, no folding, unfolding or zipping off.**

Our EZ Bead style of beading is two beads in one, it can be used as a J-Bead and hang over the pool wall, or as a Standard Bead and slide into the bead receiver on the top of the pool.

There is no need to modify the EZ-Bead when using either of these two methods, because it will never be necessary to fold or zip off like other brands may require.



**Figure 1**

Utilize the EZ Bead like a J Bead, and hang it directly over the pool wall. (Fig 1) No bead receiver needed.



**Figure 2**

When your pool has a standard bead track, use the EZ Bead to slip right into the channel at the top of the pool wall. (Fig 2)

